



Lighting Contactors

30A - 90 Amp Ballast 600 VAC
20A - 60 Amp Tungsten 277 VAC




Approvals



Technical Data

LS7K-04,- 4, -22, 00
30 Amp Ballast (600vac)
20 Amp Tungsten (277vac)

LS11K - 4,-22
30 Amp Tungsten (480vac)
30 Amp Ballast (277vac)



LS22K-3-
90 Amp Ballast (480vac)
60 Amp Tungsten (277vac)




Ambient Temperature

(Operational) -13°F - 131°F (-25°C / +55°C)

Torque / Wire size

LS7K-4-(15lbs. 14-10AWG)
LS11K-4-(16lbs. 14-8 AWG)
LS22K-3-(40lbs. 14-1/0 AWG)



| Coil Consumption | Inrush | Holding |
|------------------|--------|---------|
| LS7K-4,-22 (AC) | 45VA | 6VA |
| LS7K-4,-22 (DC) | 5.5W | 5.5W |
| LS11K-4-(AC) | 45VA | 6VA |
| LS22-3-(AC) | 191VA | 17VA |
| LS11K-4-(DC) | 5.5W | 5.5W |
| LS22K-3-(DC) | 125W | 2.5W |

3 Pole / 4 Pole / 30 Amp Ballast, 20 Amp Tungsten

| Pole | Catalog # | Poles | | AC Coil | DC Coil | Enclosed NEMA 1 (metal) M1 Add |
|--------|-----------|-------|-----|---------|---------|--------------------------------|
| | | N.O | N.C | | | |
| 4 Pole | LS7K-04-* | 0 | 4 | \$100 | NA | +\$69 |
| 4 Pole | LS7K-4-* | 4 | 0 | \$94 | \$122 | +\$69 |
| 4 Pole | LS7K-22-* | 2 | 2 | \$100 | \$128 | +\$69 |
| 3 Pole | LS7K.00-* | 3 | 0 | \$88 | \$116 | +\$69 |

4 Pole 30 Amp Tungsten / 30 Amp Ballast

| | | | | | | |
|--------|------------|---|---|-------|-------|-------|
| 4 Pole | LS11K-4-* | 4 | 0 | \$110 | \$138 | +\$69 |
| 4 Pole | LS11K-22-* | 2 | 2 | \$110 | \$138 | +\$69 |

3 Pole 60 Amp Tungsten / 90 Amp Ballast

| | | | | | | |
|--------|-----------|---|---|-------|-------|-------|
| 3 Pole | LS22K-3-* | 3 | 0 | \$160 | \$205 | +\$69 |
|--------|-----------|---|---|-------|-------|-------|

To Order:

Replace Asterisk * in part number with coil voltage suffix in chart.

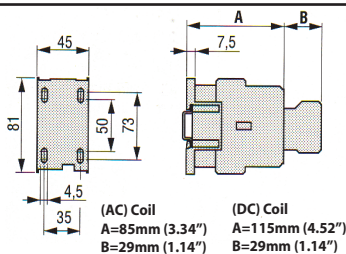
Example: LS11K - 4 - A=(120 VAC Coil)

Mounting Details Aprox.

LS7K-04

Mounting Options

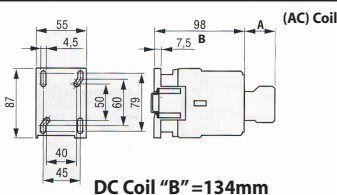
35mm or screw mount
(90° Intervals 360°)



Dimensions Approximate

A=Top Mount
Auxiliary Adder

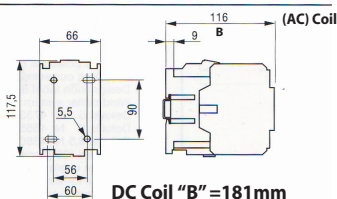
LS11K-4-4 Pole



Part Number

LK-HS7K.01/10 - (Top Mount) Add
1.10" Depth
LK - HS8K.20 or .11 (side mount) Add
.44" width

LS22K-3-3 Pole



For Accessories & Enclosures see p.60, 61

* Coil Voltage Chart

| | *AC 60Hz | 50Hz Voltage |
|-------------|----------|--------------|
| -G | 24 | 24 |
| -A | 120 | 120 |
| -B | 200 | 200 |
| -C | 220 | 220 |
| -H | 277 | 230 |
| -E | 480 | 380 |
| -F | 600 | 500 |
| *DC Voltage | | |
| -MSW | 12 VDC | |
| -NSW | 24 VDC | |
| -OSW | 48 VDC | |
| -PSW | 110 VDC | |
| -RSW | 220 VDC | |