


CODED MAGNET SWITCHES - AMX

with **BUILT IN** safety module = Level 3



SPECIFICATIONS	KEY FEATURES	CATEGORY 2, 3, 4
<p>C UL_{us}, CE, TUV EN60947-5-1</p> <p>24V AC / DC, -15% +10% input V</p> <p>1-10mm "ON" switching distance</p> <p>12mm opening switching "OFF" distance</p> <p>2 Amp safety contact, 250 ma auxiliary</p> <p>2 Amp internal fuse, 10 G Shock resistance</p> <p>NEMA 4X, IP67</p>	<ul style="list-style-type: none"> • Internal Safety Module, Level 3 • Large misalignment gap: 12mm in-out, 7mm left-right + up - down • LED indicates "ON" actuation • Polycarbonate Housings Stainless Steel Option • Submersible • Quick Connect Option 	 <p>AMX 3</p>

Switch + Magnet Part#	Closed Safety Contacts *	Open Aux. Contacts *	Category Capability	List
AMX 3	1	1	Level 3	
AMX 4	2		Level 3	
AMX 5	2	1	Level 3	

* Contacts listed with power "ON" and door "CLOSED".

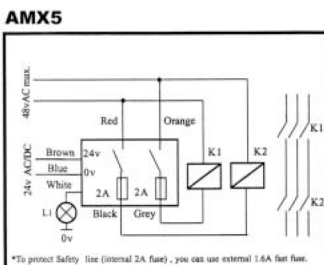
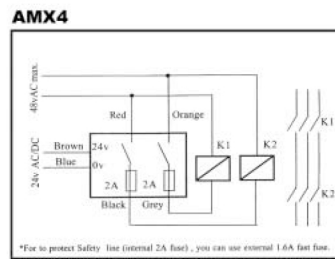
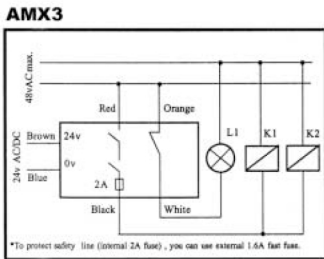
AMX 5 with separate safety module **Level 4**. (See page 65)

Standard cable length 9.75 ft.

AMX 4 not TUV, not available in stainless or with plug options.

Electrical Diagrams

All wiring diagrams with power "OFF" and door "OPEN" or "CLOSED".



EN954-1/2, EN60529, IEC529, VDE0470 Part 1

For application examples, see page 65.

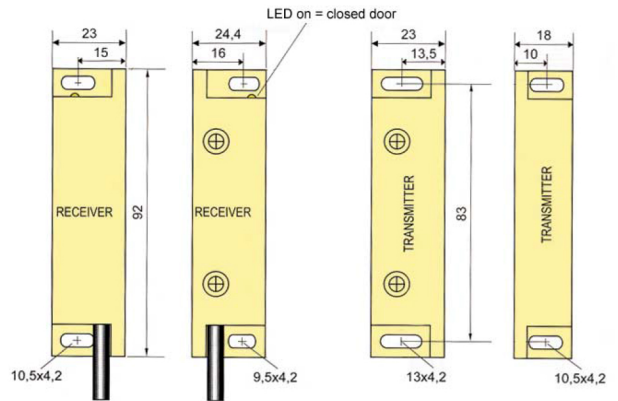


Dimensions

Switch & Module

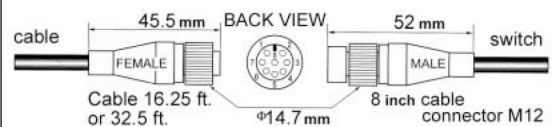
Coded Magnet

Magnets can be detected through 8mm stainless steel or polycarbonate walls.



Above dimensions for polycarbonate version.
Dimensions for stainless steel 316L version on p.?

With Quick Connect Plug Option



Part # List

SWITCH with Plug (male)

- AMX 3-MKT
- AMX 5-MKT

FEMALE plug with cable

- FKT-5m (16.25 ft.)
- FKT-10m (32.5 ft.)