



SPECIFICATIONS	KEY FEATURES	CATEGORY 4
<p><b>C UL<sub>us</sub>, CE</b></p> <p>Input voltage 24V AC / DC, +10/-15%</p> <p>AWAX 26XXL - 22.5mm wide</p> <p>Category 4 according to EN 954-1</p> <p>Less than 20ms response time</p> <p>8A @ 250V contact ratings</p> <p>Plug in terminals</p>	<ul style="list-style-type: none"> <li>• 3 N.O. safety contacts, 1 N.C. aux. contacts</li> <li>• Used as safety switch module or monitor of emergency stop</li> <li>• Inputs from mechanical switches, interlocking systems and BTI switches</li> <li>• Exclusive DLC* short circuit monitoring</li> <li>• Auto or manual<sup>①</sup> reset configuration switch</li> </ul>	 <p><b>AWAX 26XXL Series</b></p>

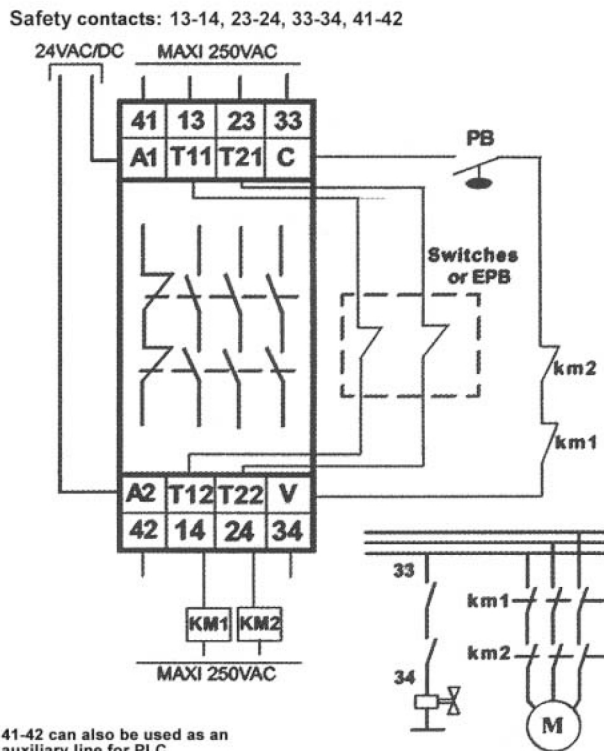
① Use in manual mode *only* if OPTO 2S is switch of choice.

Part#	Safety Contacts	Aux. Contacts	Input Devices	List
AWAX 26XXL	3 N.O.	1 N.C.	1 or 2	

### Dimensions (mm)



### Electrical Diagram



**IMPORTANT:**

Check the position of switch N/SR at the back of the device

### Technical Characteristics

	AWAX26XXL
Supply Voltage	24V AC 50Hz/60Hz or 24V DC
Tolerance	+10% / -15%
DC/AC Consumption	< 2 W (DC) ; < 5 VA (AC)
Electrical Protection	DLC*: Electronic current-limiting circuit breaker
Switching Capacity	8A / 250V AC cos phi = 1
Min. switching power	> 50 mW
Operation life	10 million
Response time	< 20ms
Temperature	-20°C / +60°C
Protection class	IP20
Size L x W x H	22.5 x 100 x 111 mm
Weight	178 g

\* **DLC:** BTI's DLC process monitors load short circuit. This eliminates the need for current limiting fuses, reduces welded contacts, avoids damage to the switch. DLC also detects resistive short-circuit occurrences.